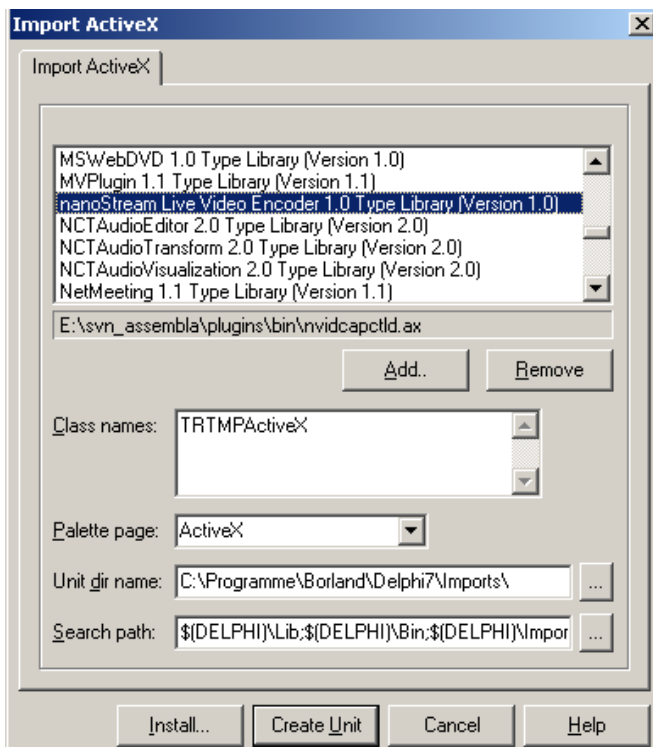
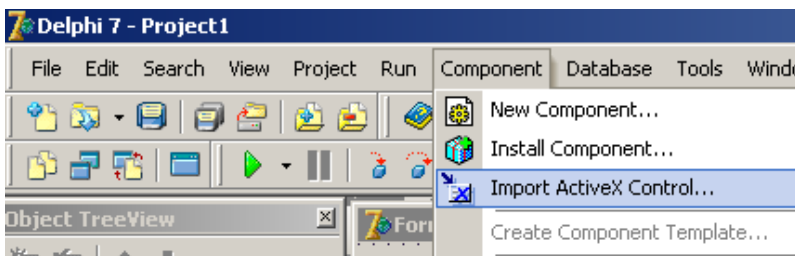
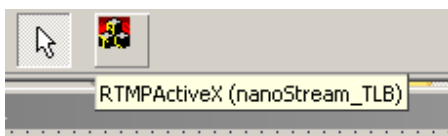
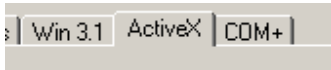


nanoStream SDK - Delphi Integration

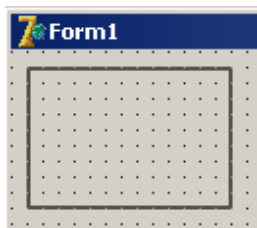
nanoStream plugins are based on ActiveX Controls, which can be used from within any development environment.

This document describes how to use the nanoStream plugins from with the Delphi Development IDE.





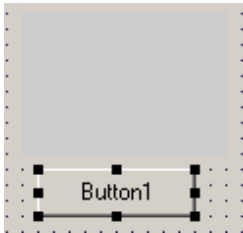
Pull an area with the mouse to the form:



Should look like this then:



Then add a standard button to test nanoStream:



Double Click the button and add this code:

```
procedure TForm1.Button1Click(Sender: TObject);  
begin  
  RTMPActiveX1.InitEncoder;  
  RTMPActiveX1.StartPreview;  
end;
```

Run the project.

Click on the button.

You should see nanoStream running in camera preview mode then.

Add Streaming / Broadcasting to a Media Server

```
RTMPActiveX1.DestinationURL := 'rtmp://3p0.de/live+delphi123';  
RTMPActiveX1.VideoBitrate := 200000;  
RTMPActiveX1.StartBroadcast;
```